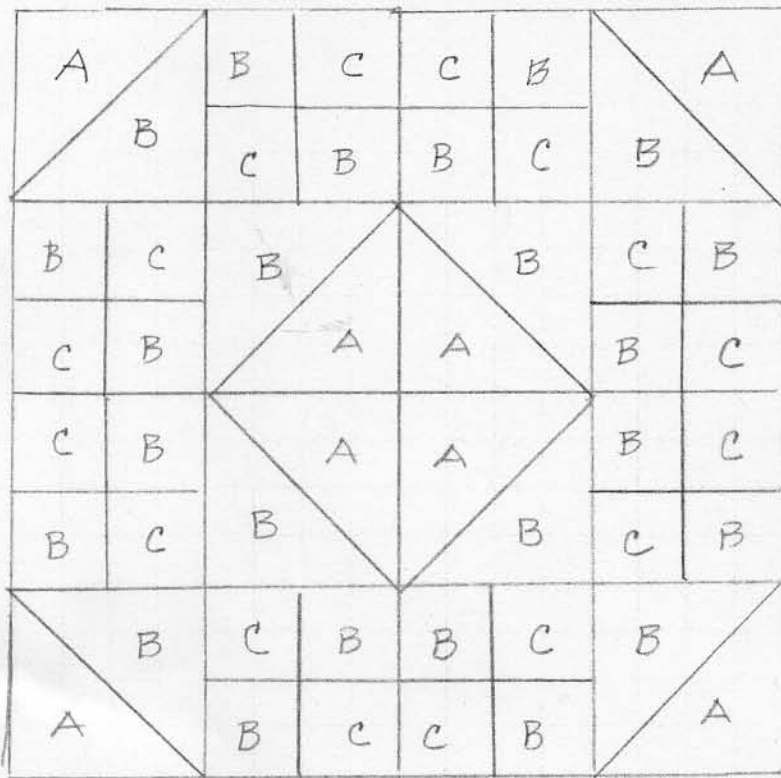


MARCH BOM
BLOCK MEASURES 12 1/2" UNFINISHED

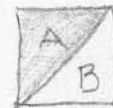


BLOCK HAS 3 COLORS

A - BLACK (TONE ON TONE)

B - GRAY - (LIGHT)

C - RED




= 8 EACH 1/2 SQ TRIANGLES



= 8 EACH 4PATCH

BLOCK A/B 1/2 SQ TRIANGLE

- CUT 4" SQUARE TWO EACH BLACK (A)
CUT 4" " " " GREY (B)



LAYER GRAY ON TOP OF BLACK
RST

- DRAW A DIAGONAL LINE



- SEW 1/4" ON EITHER SIDE OF DRAWN LINE



- CUT ON SOLID LINE FOR 2 EA 1/2 SQ TRIANGLES



- TRIM TO 3 1/2" SQUARE

BLOCK B/C FOUR PATCH

- CUT 1 STRIP OF "C" 2 1/8" x 40"
CUT 1 STRIP OF "B" 2 1/8" x 40"

- SEW TOGETHER



PRESS SEAMS TO "C" SIDE

- CUT INTO 8 ea. 2 1/8" SECTIONS



- SEW INTO FOUR PATCH SQUARES - SQUARE TO 3 1/2"

