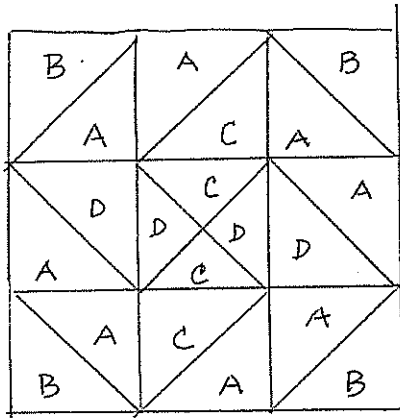


BOM
JANUARY 2008

SUGGESTION "USE CIVIL WAR PRINTS"
UNFINISHED SIZE 12 1/2"



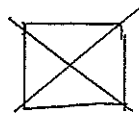
THIS BLOCK USES 3 COLORS
1 ea CREAM "A"
1 ea. MEDIUM BLUE
2 ea DARK DARK B+C

THERE ARE 8 EA. 1/2 SQ. TRIANGLES
AND 1 EA. 1/4 SQ TRIANGLE
FOR THE CENTER BLOCK

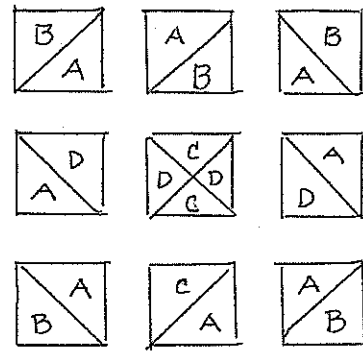
	FOR	CUT		4 1/2" FINISHED SQ
BACKGROUND - CREAM	A	4 ea. 4 7/8" SQUARES		Need 4 ea.
1 DARK BLUE -	B	2 ea. 4 7/8" SQUARES		NEED 2 ea.
1 DARK BLUE -	C	1 ea. 4 7/8" SQUARE		NEED 2 ea.
1 MEDIUM BLUE -	D	1 ea. 4 7/8" SQUARE		

CENTER BLOCK OF STAR

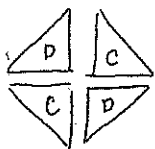
CUT IN FOURTHS ON DIAGONAL



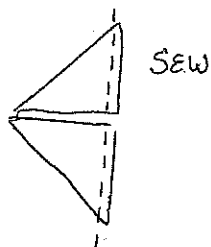
1 ea 5 1/2" SQUARE OF MED BLUE "D"
1 ea 5 1/2" SQUARE OF DARK BLUE "C"



1. LAY OUT PIECES

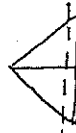


2. LAYER PIECES
D+C AND C+D



3. OPEN, TURN, FLIP
RIGHT SIDES TOGETHER

SEW, MATCHING THE
SEAM IN CENTER, PUSHING
SEAMS IN OPPOSITE DIRECTION



4. OPEN PRESS
AND SQUARE IS

